



Brookfield

February 2026

Brookfield Infrastructure Income Fund (AUD)

an Australian domiciled feeder fund investing into
the Brookfield Infrastructure Income Fund FCP-I

Select information regarding Brookfield Infrastructure Income Fund (AUD) ARSN
687 768 029 (the 'AU Fund') and BII FCP – I, being a sub-fund of the Brookfield
Infrastructure Income Fund FCP-RAIF (the 'Underlying Fund')

General

Channel Investment Management Limited ABN 22 163 234 240 AFSL 439007 ('CIML') is the responsible entity and issuer of units for the AU Fund. The AU Fund is an Australian registered managed investment scheme that is expected to invest substantially all of its assets into the Underlying Fund. The investment manager of the Underlying Fund is Brookfield Asset Management Private Institutional Capital Adviser (Canada), L.P. (the 'Underlying Fund Investment Manager' and together with its affiliates, 'Brookfield'). Unless otherwise indicated, all information contained in this document is as of the date on the first page of this document (the 'Report'). No reliance should be placed on the information and opinions expressed in this Report. CIML and Brookfield make no representations or warranties, express or implied, about the information provided herein and assumes no duty or obligation to update any information provided herein.

This Report relating to the AU Fund has been produced by CIML and is provided to an investor or a prospective investor (the 'Investors') of the AU Fund for informational purposes only. Investors should note that CIML did not participate in the creation of this material beyond provision of information related solely to CIML or the AU Fund, including AU Fund performance data and related disclosures. CIML neither endorses nor approves content in this Report, other than such data. This Report contains important disclosure material specifically referable to the Underlying Fund provided by Brookfield. Investors in the AU Fund will not be investors in the Underlying Fund, will have no direct interests in or voting rights in relation to the Underlying Fund, and will have no standing or recourse against the Underlying Fund, Brookfield, or any of their respective officers, trustees, directors, members, partners, shareholders, employees, agents or affiliates (or any officer, director, member, partner, shareholder, employee or agent of any such affiliate). Investors in the AU Fund will be subject to fees and expenses referable to the AU Fund and the Underlying Fund. As a result, return related information presented in relation to the Underlying Fund will need to be considered, having regard to fees and expenses in relation to the AU Fund and the Underlying Fund.

CIML neither guarantees the accuracy, completeness, or timeliness of the information within the Report nor adopts, endorses, or accepts any responsibility for the content, interpretations, errors or omissions therein. Where CIML relies on third parties to provide information used in this document, CIML, its directors and its employees, are not responsible for accuracy of that information. The Report is not intended as legal, tax, accounting, securities, investment advice, or an offer or solicitation for any financial sale of units in the AU Fund. Investors should not solely rely on this for investment decisions and are advised to consult their financial, legal, or tax professionals. Decisions based on the Report are the user's responsibility. The content pertaining the Underlying Fund reflects Brookfield's views and belief. An investor should, before

making any investment decisions, consider the appropriateness of the information in this communication, and seek professional advice having regard to these matters, any relevant offer document and in particular, you should seek independent financial advice. For further information and before investing, please read the Product Disclosure Statement ('PDS') and Target Market Determination available from <https://privatewealth.brookfield.com/fund/brookfield-infrastructure-income-fund-aud>

This is a marketing communication. It must be read alongside the AU Fund's PDS as required. The information here is illustrative, focusing on the AU Fund and the Underlying Fund. Returns for periods greater than one year are annualised. **Past performance is historical and not a reliable indicator of future performance.** There can be no assurance that the AU Fund will achieve results comparable to those of any of CIML's or Brookfield's prior funds or be able to implement its strategy or achieve its investment objectives, including due to an inability to access sufficient investment opportunities.

References in the Underlying Fund Report

All references to "we", "us" or "our" in the report (page 6 and onwards) pertain to the Underlying Fund and references to "you" or "your" in the Underlying Fund's report are direct references to the AU Fund as an investor in the Underlying Fund, unless the context requires otherwise.

Confidentiality and Use of Report

This Report is being provided on a strictly confidential basis and on a non-reliance basis solely for the information of those persons to whom it is given for their sole and exclusive use in assessing their investment (or a proposed investment) in the AU Fund and may not be used for any other purpose (the 'Offer'). The materials, including the information contained herein, may not be copied, reproduced, republished, posted, transmitted, distributed, disseminated or disclosed, in whole or in part, to any other person in any way without the prior written consent of CIML or Brookfield which may be withheld in its absolute discretion. By accepting this Report, you agree that you will comply with these confidentiality restrictions and acknowledge that your compliance is a material inducement to CIML or Brookfield providing this Report to you.

No Legal Obligations and Associated Risks

A COPY OF THE AU FUND'S PDS MUST BE MADE AVAILABLE TO YOU IN ADVANCE OF ANY PURCHASE OF UNITS IN CONNECTION WITH THE OFFERING IN THE AU FUND. This Report does not constitute an offer to sell, or a solicitation of an offer to buy, any securities or any investment advice, nor does it form part of any contract for the sale of any interest in the AU Fund or a commitment to undertake a transaction. Nothing herein is intended as a solicitation of the intended recipient or any

other investors in any fund or account managed by CIML or Brookfield, nor is it a solicitation to provide any services. Nothing in this Report creates any legal binding obligation on the part of CIML or Brookfield. No representation is made that an Investor will or is likely to achieve results similar to those shown in this Report. All investments involve risk, including the total loss of principal.

Brookfield

AU Fund Update as at February 2026

Brookfield Infrastructure Income Fund (AUD)

(CHN2256AU) - Class C

an Australian domiciled feeder fund investing into the BII FCP - I, being a sub-fund of the Brookfield Infrastructure Income Fund FCP-RAIF (the 'Underlying Fund')

AU Fund Performance[#]

	1 Month	3 Month	6 Month	1 Year	3 Years p.a.	Since Inception p.a (31/10/2025)
Total Net Return	0.64%	1.84%	-	-	-	2.70%

AU Fund Facts

Responsible Entity	Channel Investment Management Limited ("CIML")	AU Fund Inception Date	31-10-2025
AU Fund	Brookfield Infrastructure Income Fund (AUD)	Underlying Fund Inception Date	31-10-2023
Underlying Fund	BII FCP - I, being a sub-fund of the Brookfield Infrastructure Income Fund FCP-RAIF	AU Fund Total Expense	1.78% p.a. (including GST less RITC)*
Underlying Fund Investment Manager	Brookfield Asset Management Private Institutional Capital Adviser (Canada), L.P. (in this capacity, the 'Underlying Fund Investment Manager').	Distributions	It is expected that the Fund will not make distributions on a regular basis
Fund Base Currency	AUD	AU Fund Redemption Unit	\$1.0270
Underlying Fund Investment Strategy	Infrastructure		

[#]The returns stated are based on the month-end unit prices expressed in Australian Dollars. Net return of the AU Fund has been calculated after the deduction of management fees and operating costs. Please note that these figures do not factor in the potential tax obligations at an individual investor level. This is historical performance data. The value of an investment can rise and fall and past performance is not indicative of future performance. Investors are reminded to seek independent financial advice before making investment decisions based on this performance data. *Total Expense Ratio is quoted including GST less RITC, excludes performance fees, and includes fund costs and expenses of the AU Fund as well as the fees of the Underlying Fund.

This document is issued by Channel Investment Management Limited ACN 163 234 240 AFSL 439007 ('CIML'). CIML is the Responsible Entity and issuer of units in the Brookfield Infrastructure Income Fund (AUD) (the 'AU Fund'). This document is intended for use only by the addressed recipient on the basis that they are a 'wholesale client' (as defined in the Corporations Act 2001 (Cth)). Nothing contained in this document is or shall be relied upon as a promise or representation, whether as to the past or the future. CIML does not provide any guarantee about the future performance of the investment products, managers, asset classes or capital markets discussed. This information in this document is given in summary form and does not purport to be complete. Information in this document, should not be considered advice or a recommendation to investors or potential investors in relation to holding, purchasing or selling units in the AU Fund and does not take into account your particular investment objectives, financial situation or needs. Before acting on any information you should consider the appropriateness of the information having regard to these matters, the Product Disclosure Statement, and you should seek independent financial advice. Except where under statute liability cannot be excluded, no liability (whether arising in negligence or otherwise) is accepted by CIML, its directors or its employees for any errors or omissions, or for any losses caused to any persons acting on the information contained in this document. For further information and before investing, please read the Product Disclosure Statement and Target Market Determination available from <https://privatewealth.brookfield.com/fund/brookfield-infrastructure-income-fund-aud>

Fact Sheet as of 28 February 2026

Brookfield Infrastructure Income Fund

Brookfield Infrastructure Income Fund FCP RAIF—BII FCP—I ("BII" or "the Fund")¹

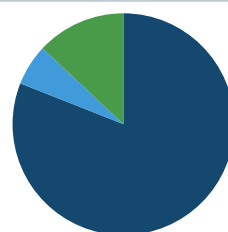
Investment Overview

BII seeks to invest in a globally diversified portfolio of high-quality private infrastructure equity and debt investments.

Portfolio Statistics

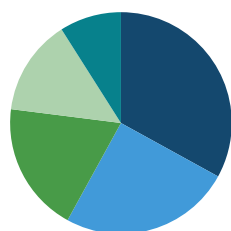
Inception Date	1 March 2023
Total Asset Value ²	\$4.2 B
Net Asset Value ³	\$4.0 B
Number of Investments ⁴	59

Asset Allocation⁵



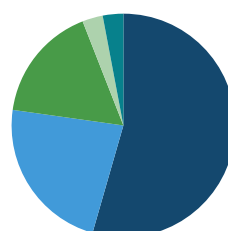
Private Infrastructure Equity	81%
Private Infrastructure Debt	6%
Public Securities – Committed	13%

Sector⁵



Transport	33%
Renewable Power & Transition	25%
Data	19%
Midstream	14%
Utilities	9%

Geography⁵



North America	55%
Europe	23%
Asia Pacific	17%
Global	3%
Latin America	3%

Performance Summary (% Net of Fees)

Unit	ISIN	Inception Date	NAV ⁶	Monthly Net Distribution (\$) ⁷	Annualized Net Distribution Rate ⁸	Total Returns ⁹			
						YTD	1-Year	3-Year	Since Inception
Class A	LU3179668226	01/03/2023	\$12.6337	–	–	1.46%	8.02%	8.10%	8.10%
Class C	LU3179668572	01/03/2023	\$11.1991	\$0.0371	4.00%	1.46%	8.03%	8.15%	8.15%
Class E	LU3202737816	01/11/2025	\$10.3044	–	–	1.46%	–	–	3.04%
Class F	LU3203737907	01/11/2025	\$10.1686	\$0.0338	4.00%	1.46%	–	–	3.04%

The Class E and Class F performance information presented above shows the performance of the share classes of the Fund in which the Brookfield Infrastructure Income Fund (AUD) invests. Performance of Class A and Class C is included in the table to show the longer track record of the Fund, however, these classes are not accessible via the Brookfield Infrastructure Income Fund (AUD).

Returns for greater than one year are annualized. Performance data quoted represents past performance; past performance does not guarantee future results. The investment return and principal value of an investment will fluctuate, so an investor's units, when redeemed, may be worth more or less than their original cost. Current performance of BII may be lower or higher than the performance quoted. The investment records provided are illustrative only and should not be taken as an indication of BII's expected or actual performance or future rates of return. There can be no guarantee that BII will achieve comparable returns to those illustrated on this page, or at all. Potential investors should place no reliance on this illustrative information. Please refer to BII's Offering Document and sub-fund supplement (together, the "Offering Document") before making any final investment decisions.

The functional currency of BII is USD (\$). Note that where the functional currency of a fund differs from USD, an investor's return will be subject to exchange rate fluctuation risk.

Total Returns are calculated as the percentage change in the NAV per unit, from the beginning of the applicable period, plus the amount of any net distribution per unit declared in the period. Total returns are not a measure used under IFRS. Total return is calculated after the subtraction of expenses, including management and trail fees, where applicable. All returns shown are net of all BII expenses, including general and administrative expenses, transaction-related expenses, management fees, incentive fees and unit-class-specific fees.

Endnotes commence on page 5.

Powered By Brookfield Infrastructure¹⁰

\$390B
AUM

125+
YEAR HISTORY

83,000+
OPERATING EMPLOYEES

30+
COUNTRIES

BII

Monthly Total Returns (% Net of Fees)

		Jan	Feb	Mar	Apr	May	Jun	Jul	Aug	Sep	Oct	Nov	Dec	YTD
Class A	2023	-	-	0.60%	0.69%	0.68%	0.68%	0.87%	0.67%	0.76%	0.75%	0.56%	0.70%	7.19%
	2024	0.68%	0.66%	0.73%	0.65%	0.61%	0.59%	0.61%	0.65%	0.57%	0.61%	0.55%	0.59%	7.76%
	2025	0.64%	0.60%	0.70%	0.63%	0.60%	0.56%	0.57%	0.55%	0.54%	0.57%	0.80%	0.76%	7.79%
	2026	0.74%	0.71%	-	-	-	-	-	-	-	-	-	-	1.46%
Class C	2023	-	-	0.68%	0.72%	0.70%	0.66%	0.85%	0.66%	0.73%	0.82%	0.52%	0.70%	7.27%
	2024	0.68%	0.65%	0.78%	0.63%	0.63%	0.59%	0.61%	0.65%	0.57%	0.61%	0.55%	0.59%	7.82%
	2025	0.64%	0.60%	0.70%	0.64%	0.60%	0.56%	0.57%	0.56%	0.54%	0.57%	0.80%	0.76%	7.81%
	2026	0.74%	0.71%	-	-	-	-	-	-	-	-	-	-	1.46%
Class E	2025	-	-	-	-	-	-	-	-	-	-	0.80%	0.75%	1.56%
	2026	0.74%	0.71%	-	-	-	-	-	-	-	-	-	-	1.46%
Class F	2025	-	-	-	-	-	-	-	-	-	-	0.80%	0.75%	1.56%
	2026	0.74%	0.71%	-	-	-	-	-	-	-	-	-	-	1.46%

The Class E and Class F performance information presented above shows the performance of the share classes of the Fund in which the Brookfield Infrastructure Income Fund (AUD) invests. Performance of Class A and Class C is included in the table to show the longer track record of the Fund, however, these classes are not accessible via the Brookfield Infrastructure Income Fund (AUD).

Performance data quoted represents past performance; past performance does not guarantee future results.

BII

Top 10 Equity Investments¹¹

Investment	Sector	Geography	% Total Asset Value	Investment Date
Australian Terminal Operator (Patrick Terminals)	Transport	Asia Pacific	10.4%	2025
European Stabilized Data Centers (Data4)	Data	Europe	9.8%	2025
Global Container Portfolio (Tradewind Holdings)	Transport	North America	9.7%	2025
NA Natural Gas Pipeline (Los Ramones)	Midstream	North America	9.4%	2025
New England Hydro Portfolio	Renewable Power & Transition	North America	5.7%	2025
U.S. Wind Portfolio (Shepherds Flat)	Renewable Power & Transition	North America	5.4%	2024
U.K. Ports (PD Ports)	Transport	Europe	4.0%	2025
Indian Telecom Towers (Altius)	Data	Asia Pacific	3.3%	2026
Colombian Renewable Power (Isagen)	Renewable Power & Transition	Latin America	2.2%	2022
U.S. Utility (Duke Energy Florida)	Utilities	North America	2.1%	2026

Endnotes commence on page 5.

BII

Key Terms

Structure	Luxembourg mutual investment fund (fonds commun de placement) organized as a multi-compartment reserved alternative investment fund (fonds d'investissement alternatif réservé); continuously offered; open-ended ¹²
Investment Manager	Brookfield Asset Management Private Institutional Capital Adviser (Canada) L.P.
Management Company	LFE European Asset Management S.à r.l.
Portfolio Strategy	Target ~80-90% in private infrastructure investments and ~10-20% in a liquid portfolio (public securities, term deposits and cash)
Suitability/Investor Qualification¹³	Full details regarding eligibility to be disclosed in the Offering Document
NAV Frequency	Monthly
Subscriptions	Monthly
Distributions	Monthly (with respect to Class F only, being the Distributing Class)
Liquidity/Periodic Redemption Offers¹⁴	Anticipated quarterly redemptions generally limited to 5% of NAV, subject to certain limitations and suspension rights. Units held less than one (1) year will be subject to a redemption fee of 2% of the proceeds due to each applicable unitholder.
Management Fee¹⁵	1.25% charged at the Fund, BII Evergreen and BII U.S. (without duplication)
Variable Management Share¹⁶	12.5% of fund income at the Fund, BII Evergreen and BII U.S. (without duplication) ¹⁷

Unit Classes and Fee Structures

Unit Class	Currency	Minimum ¹⁸	Type of Unitholder	Type of Unit	Management Fee	Inception Date
E (USD)	USD	\$125,000 (or the equivalent in any other permitted currency, if applicable, of €100,000 at the time of subscription)	Institutional	Accumulating	1.25%	01/11/2025
F (USD)	USD	\$125,000 (or the equivalent in any other permitted currency, if applicable, of €100,000 at the time of subscription)	Institutional	Distributing	1.25%	01/11/2025

This is a high-risk investment. These units should only be purchased if you can afford to lose your complete investment.

BII

ENDNOTES

- ¹ BII is a sub-fund of Brookfield Infrastructure Income Fund FCP-RAIF, a Luxembourg mutual investment fund (fonds commun de placement) organized as a multi-compartment reserved alternative investment fund (fonds d'investissement alternatif réservé).
- ² Total Asset Value is measured as the current value of BII's total assets, including the value of all portfolio investments held, valued in accordance with the policies and procedures further described in the Offering Document. The functional currency of the Fund is USD (\$).
- ³ Net Asset Value (NAV) comprises Total Asset Value less any liabilities, including Fund-level debt (excluding portfolio investment debt), accrued fees and expenses of the Fund, and distributions to be paid in connection with permitted redemptions. For information on how BII calculates NAV, see the "Calculation of Net Asset Value" section of the BII Offering Document.
- ⁴ Investments represent the assets, excluding the liquid portfolio, held by the Fund directly or indirectly through BII Evergreen FCP-RAIF—BII Evergreen FCP-I, a sub-fund of BII Evergreen FCP-RAIF, a Luxembourg mutual investment fund (fonds commun de placement) organized as a multi-compartment reserved alternative investment fund (fonds d'investissement alternatif réservé à compartiments multiples) ("BII Evergreen"), which invests all of its assets (subject always to BII Evergreen's investment restrictions and applicable law and regulation) into interests in Brookfield Infrastructure Income Fund Inc. ("BII U.S."). Figures shown are calculated by reference to the holdings as of the stated month-end. The Fund may invest in different underlying funds managed or advised by the Investment Manager and/or no longer invest in BII U.S. or make some or all of its investment directly from time to time. Hereinafter, the foregoing is referred to as the "Economic Exposure" of the Fund.
- ⁵ Asset Allocation reflects the Economic Exposure of the Fund and is measured as the gross asset value of each asset category (private infrastructure equity investments, private infrastructure debt investments and the liquid portfolio) against the total asset value of private infrastructure equity investments, private infrastructure debt investments and the liquid portfolio. Private infrastructure equity investments include preferred equity investments. Liquid Portfolio under Asset Allocation refers to the Fund's allocation to public securities, term deposits and cash equivalent holdings. The Liquid Portfolio is net of redemption requests received and valued by the Fund as of the applicable valuation date. Committed capital reflects the expected capital deployment over the next three months, based on private investments that have been signed or are in the closing stages. Sector and Geography are measured as the gross asset value of each private asset category (private infrastructure equity investments and private infrastructure debt investments) against the total gross asset value of private infrastructure equity investments and private infrastructure debt investments. Totals may not sum due to rounding.
- ⁶ NAV per unit is calculated by dividing the Fund's Net Asset Value by the total number of units outstanding at the time the determination is made. For information on how BII calculates NAV per units, see the "Calculation of Net Asset Value" section of the BII Offering Document. The denominators presented are based on the number of units in issue as of the date of this document and exclude any redemptions as of month-end.
- ⁷ Monthly Net Distribution: Reflects Class F's current month's distribution per unit (as declared, regardless of whether or not paid). Future distributions are not guaranteed and may be sourced from sources other than cash flows from operations.
- ⁸ Net Distribution Rate (annualized): Reflects Class F's current month's distribution per unit annualized and divided by the prior month's NAV per unit. NAV-based calculations involve significant professional judgment. For further information, please refer to the "Calculation of Net Asset Value" section of the Offering Document, which describes the valuation process and the independent third parties who assist BII.
- ⁹ Total Returns: The returns have been prepared using unaudited data and valuations of the underlying investments in the BII portfolio, which are estimates of fair value and form the basis for BII's NAV. Valuations based upon unaudited reports from the underlying investments may be subject to later adjustments, may not correspond to realized value, and may not accurately reflect the price at which assets could be liquidated.
- ¹⁰ Represents assets under management (AUM) attributable to Brookfield Infrastructure and Renewable Power lines of business as of December 31, 2025. AUM refers to the total fair value of assets managed by Brookfield. Infrastructure AUM includes \$5B of AUM attributable to Brookfield Public Securities Group LLC ("PSG"). Operating Employees as of December 31, 2025. Operating Employees refers to Brookfield, its publicly traded affiliates, Brookfield Infrastructure Partners L.P. and Brookfield Renewable Partners L.P., and related operating businesses and portfolio companies. Personnel figures are inclusive of Oaktree employees that will become Brookfield employees following the completion of the Oaktree acquisition, which is expected to close during the first quarter of 2026. Number of countries represents Brookfield Corporation and its affiliates.
- ¹¹ Investments represent the underlying assets responsible for the Economic Exposure of the Fund.
- ¹² See footnote 4. The Fund may invest in different underlying funds managed or advised by the Investment Manager and/or no longer invest in BII U.S. or make some or all of its investment directly from time to time.
- ¹³ Subject to such higher initial subscription amounts as required for a unitholder's eligibility under applicable law.
- ¹⁴ The Fund intends, but is not obligated, to conduct quarterly redemptions, and it may suspend quarterly redemptions in its sole and absolute discretion at any time. The Fund may, in the sole discretion of the Management Company or its delegate, waive or reduce the redemption fee.
- ¹⁵ The Management Fee is payable monthly in arrears as of the last business day of each month at a rate equal to 1/12 of 1.25% of the relevant month-end NAV. In respect of each fund or other vehicle managed or advised by Brookfield Asset Management Inc. or its affiliates (including BII U.S.) that the Fund invests in (a "Brookfield Group Vehicle"), the calculation of the Management Fee payable by the Fund will be adjusted to exclude the proportion of the Fund's NAV that is invested in a Brookfield Group Vehicle.
- ¹⁶ The existence of an entitlement to a Variable Management Share in the circumstances described in the Offering Document may create an incentive for the manager to cause the Fund, BII Evergreen and BII U.S. to make investments that are riskier or more speculative than it would otherwise make in the absence of such performance-based compensation.
- ¹⁷ The Variable Management Share is calculated monthly and payable annually in arrears at the rate equal to 12.5% of Fund income. Fund income that is attributable to a Brookfield Group Vehicle will be excluded from the calculation of the Variable Management Share.
- ¹⁸ \$125,000 or the equivalent in any other permitted currency, if applicable, of €100,000 at the time of subscription, or a lesser amount in the sole and absolute discretion of the Management Company (subject always to an absolute minimum initial subscription of £50,000 (or the equivalent in any other permitted currency at the time of subscription)).

BII

DISCLAIMERS

This is a marketing communication. For eligible investors only. Please refer to the Offering Document prepared in respect of it before making any final investment decisions. All information is as of the stated month-end, unless otherwise indicated, and may change materially in the future.

This communication is not intended to and does not constitute an offer or solicitation to sell or a solicitation of an offer to buy any security, product, investment advice or service (nor shall any security, product, investment advice or service be offered or sold) in any jurisdiction in which Brookfield Private Wealth LLC or any other applicable affiliate of Brookfield Asset Management Inc. is not licensed to conduct business, and/or an offer, solicitation, purchase or sale would be unavailable or unlawful. No offer or sale of any security, product or fund may be made except in accordance with the Offering Document and/or other disclosure document applicable to such security product and/or fund.

SUMMARY OF RISK FACTORS

An investment in units of BII involves a high degree of risk. These units should only be purchased if you can afford to lose your complete investment. Please read the Offering Document for a description of the material risks associated with an investment in BII. These risks include, but are not limited to, the following:

- BII has a limited operating history, and its operating history should not be relied upon due to the changes to its business. There is no assurance that BII will be able to successfully achieve its investment objectives.
- BII has only made limited investments to date, and you will not have the opportunity to evaluate its future investments before BII makes them.
- Since there is no public trading market for units of BII, redemption of units will likely be the only way to dispose of your units. BII's unit redemption plan will provide investors with the opportunity to request redemption on a quarterly basis, but BII is not obligated to redeem any units and may choose to redeem only some, or even none, of the units that have been requested to be redeemed in any particular quarter in its discretion. In addition, redemptions will be subject to available liquidity and other significant restrictions. Further, BII's Management Company may modify, suspend or terminate the unit redemption plan if it deems such action to be in the Fund's best interest and the best interest of unitholders.
- As a result, the units should be considered as having only limited liquidity and at times may be illiquid.
- BII cannot guarantee that it will make distributions, and if it does, distributions will nevertheless only be available to unitholders holding units in certain unit classes. There is no assurance that BII will pay distributions in any particular amount, if at all. Any declaration of distributions to unitholders will be made in accordance with applicable law.
- Subscription and redemption prices for units of BII will generally be based on the NAV at close of business on the last business day of the immediately preceding month (subject to material changes as described in the Offering Document) and will not be based on any public trading market. While there will be annual appraisals of BII's investments, the appraisal of such investments is inherently subjective, and its NAV may not accurately reflect the actual price at which its assets could be liquidated on any given day.
- BII has no employees and is dependent on the Investment Manager to conduct its operations. The Investment Manager will face conflicts of interest as a result of, among other things, the allocation of investment opportunities among BII and other Brookfield funds and accounts, the allocation of time of its investment professionals, and the substantial fees that BII will pay to the Investment Manager.
- This is a "best efforts" offering. If BII is not able to raise a substantial amount of capital in the near term, its ability to achieve its investment objectives could be adversely affected.
- There are limits on the ownership and transferability of BII's units.

- BII's operating results will be affected by global and national economic and market conditions generally and by the local economic conditions where its investments are located.
- BII is not managed in reference to any benchmark index.

You should carefully review the "Risk Factors and Other Considerations" section of the Offering Document for a discussion of the risks and uncertainties that BII believes are material to its business, operating results, prospects and financial condition. Except as otherwise required by applicable securities laws, BII does not undertake to publicly update or revise any forward-looking statements, whether as a result of new information, future events or otherwise.

FUTURE PERFORMANCE

Past performance is not indicative of future performance, and the value of investments and the income derived from those investments can fluctuate. Future returns are not guaranteed, and a loss of principal may occur.

DIVERSIFICATION

Diversification does not ensure a profit or protect against loss in a declining market.

OPINIONS

Opinions expressed herein are current opinions of Brookfield, including its subsidiaries and affiliates, and are subject to change without notice. Brookfield, including its subsidiaries and affiliates, assumes no responsibility to update such information or to notify clients of any changes. Any outlooks, forecasts or portfolio weightings presented herein are as of the date appearing on this material only and are also subject to change without notice.

SOURCE OF INFORMATION: BROOKFIELD AND THIRD PARTIES

Certain of the information provided herein has been prepared based on Brookfield's internal research, and certain information is based on various assumptions made by Brookfield, any of which may prove to be incorrect. Brookfield may have not verified (and disclaims any obligation to verify) the accuracy or completeness of any information included herein based on such assumptions, including information that has been provided by third parties, and you cannot rely on Brookfield as having verified such information. Certain information provided herein reflects Brookfield's perspectives and beliefs, is for illustrative and discussion purposes only, and may vary from actual terms of other products and market practice. As such, you should not place undue reliance on it. Investors should consult with their advisers prior to making an investment in any fund, including a Brookfield-sponsored fund.

Certain of the information contained herein is based on or derived from information provided by independent third-party sources. While Brookfield believes that such information is accurate as of the date it was produced and that the sources from which such information has been obtained are reliable, Brookfield does not guarantee the accuracy or completeness of such information, and it has not independently verified such information or the assumptions on which such information is based. This document is subject to the assumptions (if any) and notes contained herein.

BII

FORWARD-LOOKING STATEMENTS

This document includes Brookfield's estimates of the projected performance of certain unrealized investments. Although this information is forward-looking by its nature and actual results are likely to differ, perhaps materially, from these estimates, Brookfield believes that the estimates have a reasonable basis.

Information herein contains, includes or is based on forward-looking statements. Forward-looking statements include all statements, other than statements of historical fact, that address future activities, events or developments, including, without limitation, business or investment strategy or measures to implement strategy, competitive strengths, goals, expansion and growth of our business, plans, prospects and references to our future success. You can identify these statements by the fact that they do not relate strictly to historical or current facts. Words such as "anticipate," "estimate," "expect," "project," "intend," "plan," "believe," "seek" and other similar words are intended to identify these forward-looking statements. Forward-looking statements can be affected by inaccurate assumptions or by known or unknown risks and uncertainties. Many such factors will be important in determining our actual future results or outcomes. Consequently, no forward-looking statement can be guaranteed. Our actual results or outcomes may vary materially. Given these uncertainties, you should not place undue reliance on these forward-looking statements.

As stated, this document is subject to the assumptions (if any) and notes contained herein. Any changes to assumptions could have a material impact on projections and actual returns. Actual returns on unrealized investments will depend on, among other factors, future operating results, the value of the assets and market conditions at the time of disposition, legal and contractual restrictions on transfer that may limit liquidity, any related transaction costs, and the timing and manner of sale, all of which may differ from the assumptions and circumstances on which the valuations used in the prior performance data contained herein are based. Accordingly, the actual realized returns on unrealized investments may differ materially from the returns indicated herein. Brookfield will provide more detailed information on the material factors or assumptions that were applied in making the projections and the material factors that could cause actual results to differ materially from the projections to any investor on request.

©2026 Brookfield

B-857876

 privatewealth.brookfield.com

 +1855-777-8001

 Follow us on LinkedIn

JURISDICTION-SPECIFIC IMPORTANT INFORMATION

AUSTRALIA:

The provision of this document to any person does not constitute an offer of securities or financial products of any kind to that person or an invitation to that person to apply for securities or financial products of any kind. Any such offer or invitation will only be extended to a person in Australia under the terms of a separate document (such as a private placement memorandum), containing the full terms and conditions of any such offer or invitation. This document is not a disclosure document for the purposes of the Australian Corporations Act 2001 (Cth) ('Act') and has not been lodged with the Australian Securities and Investments Commission.

This document is provided only for use by persons who are wholesale clients for the purposes of the Act ('Wholesale Client'). Any securities or financial products described in, or services that may be referred to or provided in connection with, this document are not made available to any person who is a retail client for the purposes of the Act. By accepting this document, you expressly acknowledge and represent that you are a Wholesale Client. This document is not intended to be distributed or passed on, directly or indirectly, to any other class of persons in Australia.

Any person to whom the securities or financial products described in this document are issued must not, within 12 months after the issue, offer, transfer or assign that security or financial product to investors in Australia except in circumstances where disclosure to investors is not required under the Act.

The information in this document has been prepared without taking into account any recipient's investment objectives, financial situation, taxation position or particular needs or requirements and should not be relied on for the purposes of making any investment decision. Before acting on the information the investor should consider its appropriateness having regard to their objectives, financial situation and needs.

This document has not been prepared only for Australian investors. It:

- may contain references to dollar amounts which are not Australian dollars;
- may contain financial information which is not prepared in accordance with Australian law or practices;
- may not address risks associated with investment in foreign currency denominated investments;
- and may not address Australian tax issues.

NEW ZEALAND:

Notice to residents of New Zealand:

This document and the information contained in or accompanying this document are not, and are under no circumstances to be construed as, an offer of financial products for issue requiring disclosure to an investor under Part 3 of the Financial Markets Conduct Act 2013 (N.Z.) (the 'Financial Markets Conduct Act (N.Z.)'). This document and the information contained in or accompanying this document have not been registered, filed with or approved by any New Zealand regulatory authority or under or in accordance with the Financial Markets Conduct Act (N.Z.). This document and the information contained in or accompanying this document are not a disclosure document under New Zealand law and do not contain all the information that a disclosure document is required to contain under New Zealand law. Any offer or sale of any Interests described in these materials in New Zealand will be made only:

- a) to a person who is required to pay a minimum of NZ\$750,000 for each Interest on acceptance of the offer; or
- b) to a person who is an investment business; or
- c) to a person who meets the investment activity criteria specified in clause 38 of Schedule 1 of the Financial Markets Conduct Act (N.Z.); or
- d) to a person who is large within the meaning of clause 39 of Schedule 1 of the Financial Markets Conduct Act (N.Z.); or
- e) to a person who is a government agency; or
- f) to a person who is a close business associate within the meaning of clause 4 of Schedule 1 of the Financial Markets Conduct Act (N.Z.) of the Offeror; or
- g) in other circumstances where there is no contravention of the Financial Markets Conduct Act (N.Z.) (or any statutory modification or reenactment of, or statutory substitution for, the Financial Markets Conduct Act (N.Z.)).

In subscribing for Interests each investor represents and agrees that it is not acquiring those Interests with a view to dealing with them (or any of them) other than where an exclusion under Part 1 of Schedule 1 of the Financial Markets Conduct Act (N.Z.) applies to such dealing and, accordingly:

- a) it has not offered or sold, and will not offer or sell, directly or indirectly, any Interests; and
- b) it has not distributed and will not distribute, directly or indirectly, any offering materials or advertisement in relation to any offer of Interests, in each case in New Zealand within 12 months after the issue of Interests to that investor other than to persons who meet the criteria set out in (a) to (g) above.