

**Fact Sheet**

All data as of January 31, 2026

# Brookfield Global Listed Real Estate UCITS Fund

Class W: BFREWUD

**Investment Objective**

The Fund seeks total return through growth of capital and current income. There can be no assurance that the Fund will achieve its investment objective.

**Fund Information**


|                        |                             |
|------------------------|-----------------------------|
| Share Class            | W Retail Distribution (USD) |
| Bloomberg              | BFREWUD                     |
| ISIN                   | IE00BJK0MQ28                |
| Minimum Investment     | \$1,000                     |
| Distribution Frequency | Quarterly                   |

**Fees and Charges**

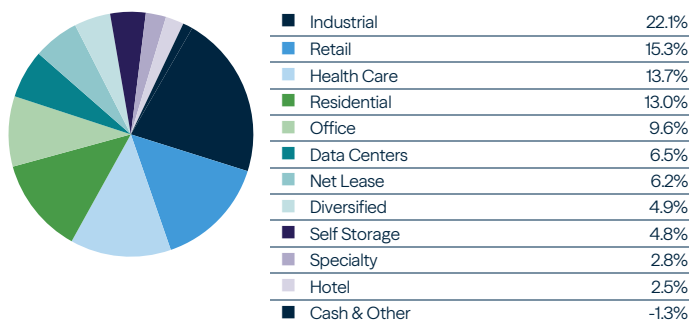
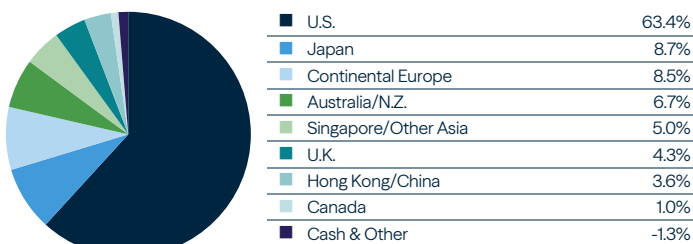
|                              |       |
|------------------------------|-------|
| Management Fee               | 1.55% |
| Ongoing Charges <sup>2</sup> | 1.75% |
| Entry Charge <sup>3</sup>    | 5.00% |
| Exit Charge <sup>3</sup>     | 3.00% |
| Performance Fee              | 0.00% |

**Fund Statistics**

|  |         |
|--|---------|
| Total Net Assets (in millions)             | \$12.29 |
| Net Asset Value (NAV) Per Share            | \$15.74 |
| Annualized Standard Deviation <sup>1</sup> | 15.45%  |
| Annualized Tracking Error <sup>1</sup>     | 2.71%   |
| Number of Holdings                         | 55      |

**Risk Indicator**


The summary risk indicator is a guide to the level of risk of this product compared to other products. It shows how likely it is that the product will lose money because of movements in the markets or because we are not able to pay you. The summary risk indicator is from the most recent PRIIP KID, available from the website, and may be subject to change.

**Assets by Sector<sup>4</sup>**

**Assets by Geography<sup>4</sup>**

**Average Annual Total Returns (%)**

|  | Inception | 1 Month | 3 Month | YTD   | 1 Year | 3 Years | 5 Years | 10 Years | Since Incep. |
|--|-----------|---------|---------|-------|--------|---------|---------|----------|--------------|
| Class W (USD)                              | 3/20/19   | 3.42%   | 4.32%   | 3.42% | 11.60% | 2.31%   | 2.09%   | -        | 0.37%        |
| FTSE EPRA Nareit Developed Index Net (USD) |           | 3.75%   | 4.59%   | 3.75% | 11.74% | 4.91%   | 3.69%   | -        | 2.32%        |

The Fund's performance is based on net of fees. Index performance is shown for illustrative purposes only and does not predict or depict the performance of the Fund.

**Rolling 12-Month Returns (%)**

|  | 2021    | 2022   | 2023    | 2024   | 2025  |
|--|---------|--------|---------|--------|-------|
| Class W (USD)                              | -12.00% | 18.56% | -12.67% | -8.56% | 4.96% |
| FTSE EPRA Nareit Developed Index Net (USD) | -10.53% | 19.82% | -13.38% | -3.41% | 6.99% |

Reflects the period February 1 through January 31. The Fund's performance is based on net of fees. Index performance is shown for illustrative purposes only and does not predict or depict the performance of the Fund.

**Portfolio Management Team**

Brookfield Public Securities Group  
**Brandon Benjamin**, Director and Portfolio Manager  
**Julian Perlmutter, CFA**, Director and Portfolio Manager  
**Richard Sweigard**, Director and Portfolio Manager

## Fact Sheet

All data as of January 31, 2026

# Brookfield Global Listed Real Estate UCITS Fund

Class W: BFREWUD

## Top Ten Holdings<sup>5</sup>

| Ticker  | Security                              | Sector       | Geography      | Weight      |
|---------|---------------------------------------|--------------|----------------|-------------|
| WELL US | Welltower Inc                         | Health Care  | U.S.           | 7.0%        |
| PLD US  | Prologis Inc                          | Industrial   | U.S.           | 5.0%        |
| EQIX US | Equinix Inc                           | Data Centers | U.S.           | 4.6%        |
| FR US   | First Industrial Realty Trust Inc     | Industrial   | U.S.           | 3.7%        |
| MAA US  | Mid-America Apartment Communities Inc | Residential  | U.S.           | 3.7%        |
| SPG US  | Simon Property Group Inc              | Retail       | U.S.           | 3.5%        |
| BBOX LN | Tritax Big Box REIT PLC               | Industrial   | U.K.           | 3.3%        |
| GMG AU  | Goodman Group                         | Industrial   | Australia/N.Z. | 3.3%        |
| EXR US  | Extra Space Storage Inc               | Self Storage | U.S.           | 3.2%        |
| 8801 JP | Mitsui Fudosan Co Ltd                 | Office       | Japan          | 2.8%        |
|         |                                       |              |                | 39.9% Total |

**A fund's investment objectives, risks, changes and expenses must be considered carefully before investing. The prospectus contains this and other important information about the investment company, and it may be obtained by calling +1 (212) 549-8380 or visiting [privatewealth.brookfield.com](http://privatewealth.brookfield.com). Please read the prospectus and the relevant PRIIP KID or KIID carefully before investing. The prospectus and the relevant PRIIP KID or KIID are available free of charge in English at [privatewealth.brookfield.com/fund/brookfield-global-listed-real-estate-ucits-fund](http://privatewealth.brookfield.com/fund/brookfield-global-listed-real-estate-ucits-fund)**

**A summary of Investor Rights in English can be found here: [www.waystone.com/waystone-policies](http://www.waystone.com/waystone-policies) Investing in the Fund involves risk. Principal loss is possible. There can be no assurance that the Fund will achieve its investment objective.**

### This document constitutes marketing material.

*The Fund will be closely linked to the real estate market. Property values may fall due to increasing vacancies or declining rents resulting from unanticipated economic, legal, cultural or technological developments. REITs are dependent upon management skills and generally may not be diversified. REITs are subject to heavy cash flow dependency, defaults by borrowers and self-liquidation. The Fund invests in small and mid-cap companies, which involve additional risks such as limited liquidity and greater volatility.*

*The Fund invests in foreign securities which involve greater volatility and political, economic and currency risks and differences in accounting methods. These risks are magnified in emerging markets. Some securities held may be difficult to sell, particularly during times of market turmoil. If the Fund is forced to sell an illiquid asset to meet redemption, the Fund may be forced to sell at a loss. Investments in debt securities typically decrease in value when interest rates rise. This risk is usually greater for longer-term debt securities. Debt securities rated below investment grade are commonly referred to as "junk bonds" and are generally more volatile, less liquid, and considered speculative. Since the Fund will invest more than 25% of its total assets in securities in the Real Estate industry, the Fund may be subject to greater volatility than a fund that is more broadly diversified.*

The FTSE EPRA Nareit Developed Index Net (USD) is a free float-adjusted market-capitalization weighted index that is designed to measure the performance of listed real estate companies and real estate investment trusts (REITs) in developed markets. Investors cannot invest directly in indices or averages, and their performance does not reflect fees and expenses or taxes except the reinvestment of dividends net of withholding taxes nor represents the performance of any fund. The Net benchmark presented is calculated on a total return basis net of foreign withholding taxes on dividends, and does not reflect fees, brokerage commissions, or other expenses. Net total return indexes reinvest dividends after the deduction of withholding taxes (for international indexes), using tax rates applicable to non-resident investors who do not benefit from double taxation treaties.

Indexes are not managed and an investor cannot invest directly in an index. Index performance is shown for illustrative purposes only and does not predict or depict the performance of the Fund.

- <sup>1</sup> Represents data for Class E since inception. Standard deviation measures the degree to which an investment's return varies from its mean return. Tracking error measures the difference between a portfolio's returns and its benchmark. Sharpe ratio is a measure of the excess return to the risk-free rate (or risk premium) per unit of risk (measured by standard deviation) in an investment asset or a trading strategy.
- <sup>2</sup> PSG, the Fund's investment advisor, has voluntarily agreed to waive all or a portion of its management fees and/or reimburse certain expenses of the Fund to the extent necessary to maintain the Fund's total expense ratio (excluding brokerage commissions and other transactional expenses, interests, taxes and extraordinary expenses, such as litigation; and other expenses not incurred in the ordinary course of the Fund's business) at no more than 1.75% of the Fund's share classes. This fee waiver and expense reimbursement arrangement is voluntary which the Fund's investment advisor may terminate in its sole discretion at any time. Please refer to the Fund's prospectus, supplementary prospectus and PRIIP (Packaged Retail & Insurance-based Investment Products) KID (Key Information Document) available at [privatewealth.brookfield.com](http://privatewealth.brookfield.com) for a discussion of any charges that may be applied to an investment in the Fund.
- <sup>3</sup> Please refer to the Fund's Prospectus and Supplement for more details regarding entry and exit charges.
- <sup>4</sup> Source: PSG. Sector and country allocations and asset classes determined by PSG are expressed as a percentage of total investments (by market value) and will vary over time. Cash and Other includes available cash and other receivables and payables of the Fund.
- <sup>5</sup> Source: PSG. The top ten holdings are as of December 31, 2025 and will vary over time. There is no guarantee that the Fund currently holds any of the securities listed. The information above is based on the total assets of the Fund. The holdings listed should not be considered recommendations to purchase or sell a particular security.

The Fund's Investment Advisor is Brookfield Public Securities Group LLC and the Management Company is Waystone Management Company (IE) Limited.

©2026 Brookfield Public Securities Group LLC.

---

## Fact Sheet

All data as of January 31, 2026

# Brookfield Global Listed Real Estate UCITS Fund

Class W: BFREWUD

### Distribution

The information in this commentary is not and is not intended as investment advice or prediction of investment performance. This information is deemed to be from reliable sources; however, Brookfield does not warrant its completeness or accuracy. This commentary is not intended to and does not constitute an offer or solicitation to sell or a solicitation of an offer to buy any security, product or service (nor shall any security, product or service be offered or sold) in any jurisdiction in which Brookfield is not licensed to conduct business, and/or an offer, solicitation, purchase or sale would be unavailable or unlawful. Information herein contains, includes or is based upon forward-looking statements within the meaning of the federal securities laws, specifically Section 21E of the Securities Exchange Act of 1934, as amended.

This is an advertising document. The state of the origin of the fund is Ireland. The management company may decide to terminate the arrangements made for marketing the fund. In Switzerland, the representative is ACOLIN Fund Services AG, Maintower, Thurgauerstrasse 36/38, 8050 Zurich, whilst the paying agent is Helvetische Bank AG, Seefeldstrasse 215, CH-8008 Zurich. The prospectus, the key information documents or the key investor information documents, the articles of association as well as the annual and semi-annual reports may be obtained free of charge from the representative.


The Fund is not authorised or recognised by the Monetary Authority of Singapore ("MAS") and shares are not allowed to be offered to the retail public. The Fund is registered with the MAS as a Restricted Foreign Scheme. Shares of the Fund may only be offered to institutional and accredited investors (as defined in the Securities and Futures Act (Cap.289)) ('SFA') and this material is limited to the investors in those categories.

This document has not been registered by the Registrar of Companies in Hong Kong. This Fund is a collective investment scheme as defined in the Securities and Futures Ordinance of Hong Kong (the "Ordinance") but has not been authorised by the Securities and Futures Commission pursuant to the Ordinance. Accordingly, the Shares may only be offered or sold in Hong Kong to persons who are "professional investors" as defined in the Ordinance and any rules made under the Ordinance or in circumstances which are permitted under the Companies (Winding Up and Miscellaneous Provisions) Ordinance of Hong Kong and the Ordinance. In addition, this document may not be issued or possessed for the purposes of issue, whether in Hong Kong or elsewhere, and the Shares may not be disposed of to any person unless such person is outside Hong Kong, such person is a "professional investor" as defined in the Ordinance and any rules made under the Ordinance or as otherwise may be permitted by the Ordinance.

---

 [privatewealth.brookfield.com](https://privatewealth.brookfield.com)

 [privatewealth@brookfield.com](mailto:privatewealth@brookfield.com)

 +1 212-549-8380 or  
855-777-8001