



Brookfield



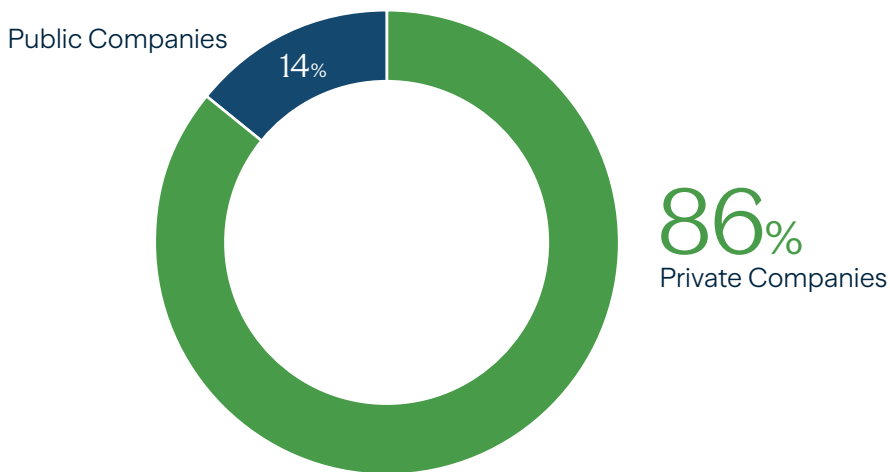
# Five Reasons to Consider Diversifying With Private Markets

Institutional investors have long embraced alternative solutions as a cornerstone of their portfolios. However, while some alternatives are available in the public markets, until recently, private market solutions were largely inaccessible to individual investors. Now, a combination of demand for new investment solutions, recognition of the benefits of alternatives, and the emergence of new investment vehicles is driving interest in private market investing among individual investors.

## Here Are Five Reasons to Consider Private Market Investing

**Reason 1: Accessing private markets expands the investment universe, which can further help improve portfolio diversification.** More than 86% of companies with revenues of more than \$100 million are privately held. Investing in these companies, alongside their publicly traded counterparts, can be an effective way to enhance exposure to equities and thereby diversify and strengthen a portfolio.

### More Than 86% of Companies With Revenues of Over \$100 Million Are Privately Held



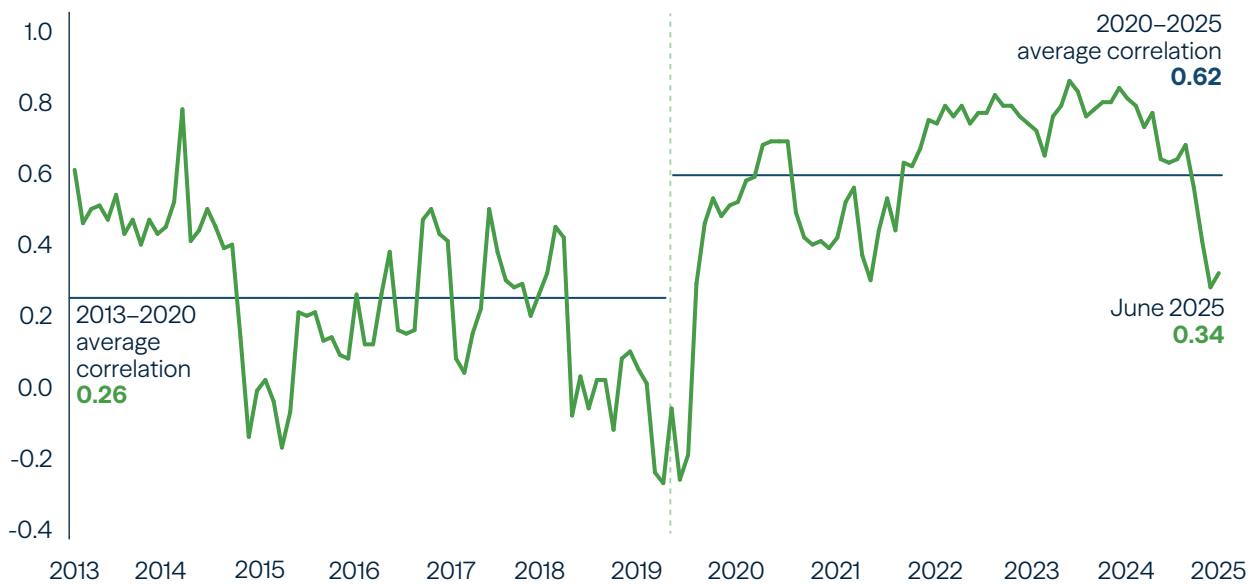
Source: Capital IQ. As of December 31, 2025.

**Reason 2: Accessing private markets has become easier.** Regulatory changes over the past decade have expanded access to alternative investments for individual investors, while maintaining investor protection, liquidity considerations and transparency requirements. Meanwhile, more managers are offering new strategies and vehicles that make private markets more accessible for a growing number of investors.

**Reason 3: Traditional diversification has become less effective, bolstering the need to find additional portfolio diversifiers.** In recent years, traditional diversification has faced a notable challenge in the form of a sharp rise in the correlation between global stocks and global bonds. While the flurry of financial news lamenting the “death of the 60/40 portfolio” may be premature, there is little doubt that the traditional mix of public stocks and bonds has failed to offer the resilience most investors would prefer.

## Correlations Between Global Stocks and Bonds Have Risen Sharply in the Past Decade

Rolling 12-Month Global Stock/Bond Correlations (January 1, 2013—December 31, 2025)



**Past performance does not guarantee future results.** The index is for illustrative purposes only and does not represent an actual investment. It is not possible to invest directly in an index. Global Equities represented by MSCI World Index, Global Bonds by Bloomberg Global Aggregate Index. Correlation is a statistic that measures the degree to which two investments move in relation to each other. A correlation coefficient of 1 indicates a perfect positive correlation, meaning that they move in the same direction by the same amount. A coefficient of -1 indicates a perfect negative correlation, meaning that they have historically moved in opposite directions. Therefore, the lower the number, the better the diversification.

Source: Bloomberg, Morningstar, MSCI and Brookfield. As of December 31, 2025.



**Reason 4: Private markets can strengthen portfolios by providing diversification benefits.**

One of the main benefits of private markets is diversification, which can help mitigate risks while maintaining investors’ ability to stay invested. Alternatives exhibit relatively low correlations with other asset classes, enhancing diversification.


**Private Market Exposure Diversifies Beyond Stocks and Bonds**

**Correlation Analysis**

	Global Equities	Global Bonds	Listed Real Estate	Listed Infrastructure	Private Equity	Private Credit	Private Real Estate	Private Infrastructure
Global Equities	1							
Global Bonds	0.42	1						
Listed Real Estate	0.82	0.56	1					
Listed Infrastructure	0.75	0.57	0.87	1				
Private Equity	0.61	0.16	0.57	0.46	1			
Private Credit	0.63	0.13	0.61	0.57	0.63	1		
Private Real Estate	0.18	-0.03	0.26	0.20	0.50	0.25	1	
Private Infrastructure	0.29	-0.02	0.31	0.39	0.47	0.46	0.29	1

**Past performance is not indicative of future results.** Performance shown is for illustrative purposes only and does not predict or depict the performance of any investment. Indexes are unmanaged and cannot be purchased directly by investors. Global Equities represented by MSCI World Index; Global Bonds by Bloomberg Global Aggregate Bond Index; Listed Real Estate by FTSE EPRA Nareit Developed Index; Listed Infrastructure by FTSE Global Core Infrastructure 50/50 Index after December 31, 2014, and from July 30, 2008 through December 31, 2014 by Dow Jones Global Infrastructure Index; Private Equity by Preqin Private Equity Index; Private Credit by Cliffwater Direct Lending Index; Private Real Estate by Preqin Real Estate Index; and Private Infrastructure by Preqin Infrastructure Index.

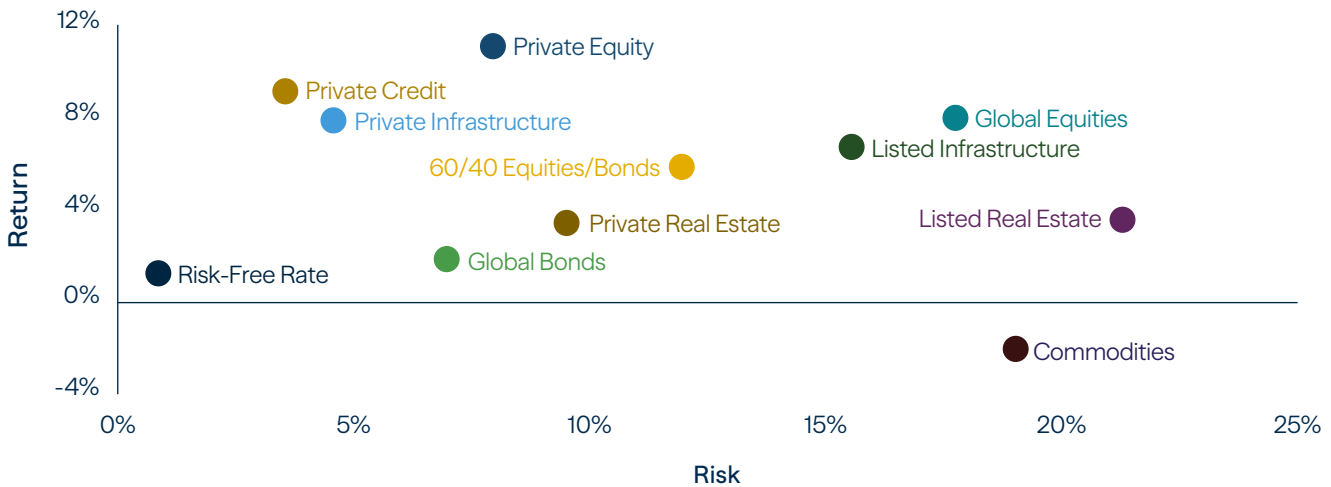
Source: Bloomberg, Cliffwater, LSEG, MSCI, Preqin, S&P Dow Jones Indices. For the period January 1, 2008, through June 30, 2025.



**Reason 5: Private market exposure has historically improved portfolios.** Our analysis shows that over the past two decades, many alternative solutions, particularly private markets, have provided attractive returns with less risk.

## Private Market Exposure Has Historically Improved Portfolios

### Risk-Return Analysis



**Past performance does not guarantee future results.** Performance shown is for illustrative purposes only and does not predict or depict the performance of any investment. Indexes are unmanaged and cannot be purchased directly by investors. Global Equities represented by MSCI World Index, Global Bonds by Bloomberg Global Aggregate Bond Index, Private Equity by Preqin Private Equity Index, Private Credit by Preqin Private Credit Index, Private Infrastructure by Preqin Infrastructure Index, Private Real Estate by Preqin Real Estate Index, Commodities by Bloomberg Commodity Index, Listed Infrastructure by FTSE Global Core Infrastructure 50/50 Index, Listed Real Estate by FTSE Nareit All Equity REITs Index.

Source: Bloomberg, LSEG, MSCI, Preqin, S&P Dow Jones Indices. As of June 30, 2025.

## Summing Up

We believe that relying solely on public markets moving forward could leave investors vulnerable to heightened volatility and risk. This further strengthens the case for including private investments in a thoughtfully diversified portfolio to achieve their potential benefits: diversification, attractive returns, income generation, inflation hedging and risk mitigation. Investors can leverage private markets to pursue objectives aligned with their long-term financial goals.

Manager selection is especially critical in private markets, where performance dispersion is significantly wider than in public markets. Investors benefit from working with managers who have the experience and resources to capitalize on opportunities and manage risk effectively.

## Important Information

The quoted indexes within this publication are unmanaged and cannot be purchased directly by investors. Index performance is shown for illustrative purposes only and does not predict or depict the performance of any investment. There may be material factors relevant to any such comparison, such as differences in volatility and also regulatory and legal restrictions between the indexes shown and any investment in a Brookfield strategy, composite or fund. Brookfield obtained all index data from third-party index sponsors and believes the data to be accurate; however, Brookfield makes no representation regarding its accuracy. Indexes are unmanaged and cannot be purchased directly by investors.

Brookfield does not own or participate in the construction or day-to-day management of the indexes referenced in this document. The index information provided is for your information only and does not imply or predict that a Brookfield product will achieve similar results. This information is subject to change without notice. The indexes referenced in this document do not reflect any fees, expenses, sales charges or taxes. It is not possible to invest directly in an index. The index sponsors permit use of their indexes and related data on an “as is” basis, make no warranties regarding same, do not guarantee the suitability, quality, accuracy, timeliness and/or completeness of their index or any data included in, related to or derived from it and assume no liability in connection with the use of the foregoing. The index sponsors have no liability for any direct, indirect, special, incidental, punitive, consequential or other damages (including loss of profits). The index sponsors do not sponsor, endorse or recommend Brookfield or any of its products or services. Unless otherwise noted, all indexes are total-return indexes.

MSCI makes no express or implied warranties or representations, and shall have no liability whatsoever with respect to any MSCI data contained herein. The MSCI data may not be further redistributed or used as a basis for other indices, any securities or financial products. This report is not approved, reviewed or produced by MSCI.

## Index Definitions

**Bloomberg Global Aggregate Index** is a measure of global investment-grade debt from 27 local currency markets. This multi-currency benchmark includes treasury, government-related, corporate and securitized fixed-rate bonds from both developed and emerging markets issuers.

**Bloomberg Commodity Index** is a broadly diversified index that tracks the commodities markets through commodity futures contracts.

**Cliffwater Direct Lending Index (CDLI)** seeks to measure the unlevered, gross-of-fee performance of U.S. middle-market corporate loans, as represented by the asset-weighted performance of the underlying assets of business development companies (BDCs), including both exchange-traded and unlisted BDCs, subject to certain eligibility requirements.

**Dow Jones Global Infrastructure Index** is calculated and maintained by S&P Dow Jones Indices and comprises infrastructure companies with at least 70% of their annual cash flows derived from owning and operating infrastructure assets, excluding master limited partnerships.

**FTSE Global Core Infrastructure 50/50 Index** gives participants an industry-defined interpretation of infrastructure and adjusts the exposure to certain infrastructure subsectors. The constituent weights are adjusted as part of the semi-annual review according to three broad industry sectors: 50% Utilities; 30% Transportation, including capping of 7.5% for railroads/railways; and a 20% mix of other sectors, including pipelines, satellites and telecommunication towers. Company weights within each group are adjusted in proportion to their investable market capitalization.

**FTSE Nareit All Equity REITs Index** is a free-float-adjusted, market-capitalization-weighted index of U.S. equity REITs. Constituents of the index include all tax-qualified REITs with more than 50% of total assets in qualifying real estate assets other than mortgages secured by real property.

**HFRI Fund Weighted Composite Index** is a global, equal-weighted index of single-manager funds that report to HFR Database. Constituent funds report monthly net-of-all-fees performance in USD and have a minimum of \$50 million under management or \$10 million under management and a 12-month track record of active performance. The HFRI Fund Weighted Composite Index does not include funds of hedge funds.

**MSCI World Index** captures large- and mid-cap representation across 23 developed markets. The index covers approximately 85% of the free-float-adjusted market capitalization in each country.

### Preqin Indexes

**Preqin Infrastructure Index** captures the average returns earned by investors in their infrastructure portfolios, based on the actual amount of money invested.

**Preqin Private Credit Index** captures in an index the return earned by investors on average in their private credit portfolios, based on the actual amount of money invested in private capital partnerships.

**Preqin Private Equity Index** captures in an index the return earned by investors on average in their private equity portfolios, based on the actual amount of money invested in private capital partnerships.

**Preqin Private Real Estate Index** captures in an index the return earned by investors on average in their private real estate portfolios, based on the actual amount of money invested in private capital partnerships.

### A Word About Risk

Alternative investments are complex, speculative investment vehicles and are not suitable for all investors. An investment in an alternative investment entails a high degree of risk, and no assurance can be given that any alternative investment fund's investment objectives will be achieved or that investors will receive a return of their capital.

As an asset class, private credit encompasses a large variety of different debt instruments. While each has its own risk and return profile, private credit assets generally have increased risk of default, due to their typical opportunistic focus on companies with limited funding options, in comparison to their public equivalents.

Because private credit usually involves lending to below-investment-grade or non-rated issuers, yield on private credit assets is increased in return for taking on increased risk. Investments in real estate-related instruments may be affected by economic, legal, or environmental factors that affect property values, rents or occupancies of real estate.

Brookfield Private Wealth LLC is a wholly owned subsidiary of Brookfield. Brookfield Private Wealth LLC is registered as a broker-dealer with the U.S. Securities and Exchange Commission (SEC) and is a member of FINRA and the Securities Investor Protection Corporation (SIPC).

The information contained herein is for educational and informational purposes only and does not constitute, and should not be construed as, an offer to sell, or a solicitation of an offer to buy, any securities or related financial instruments. This material discusses broad market, industry or sector trends, or other general economic or market conditions, and it is being provided on a confidential basis. It is not intended to provide an overview of the terms applicable to any products sponsored by Brookfield Corporation and its affiliates (together, "Brookfield"). Information and views are subject to change without notice. Some of the information provided herein has been prepared based on Brookfield's internal research, and certain information is based on various assumptions made by Brookfield, any of which may prove to be incorrect. Brookfield may not have verified (and disclaims any obligation to verify) the accuracy or completeness of any information included herein, including information that has been provided by third parties, and you cannot rely on Brookfield as having verified any of the information. The information provided herein reflects Brookfield's perspectives and beliefs as of the date of this material.

The opinions expressed herein are the current opinions of Brookfield, including its subsidiaries and affiliates, and are subject to change without notice. Brookfield, including its subsidiaries and affiliates, assumes no responsibility to update such information or to notify clients of any changes. Any outlooks, forecasts or portfolio weightings presented herein are as of the date appearing on this material only and are also subject to change without notice. Past performance is not indicative of future performance, and the value of investments and the income derived from those investments can fluctuate.

### Forward-Looking Statements

The information herein contains, includes or is based on forward-looking statements within the meaning of the federal securities laws, specifically Section 21E of the Securities Exchange Act of 1934, as amended, and Canadian securities laws. Forward-looking statements include all statements, other than statements of historical fact, that address future activities, events or developments, including, without limitation, business or investment strategy or measures to implement strategy, competitive strengths, goals, expansion and growth of our business, plans, prospects and references to our future success. You can identify these statements by the fact that they do not relate strictly to historical or current facts. Words such as “anticipate,” “estimate,” “expect,” “project,” “intend,” “plan,” “believe” and other similar words are intended to identify these forward-looking statements. Forward-looking statements can be affected by inaccurate assumptions or by known or unknown risks and uncertainties. Many such factors will be important in determining our actual future results or outcomes. Consequently, no forward-looking statement can be guaranteed. Our actual results or outcomes may vary materially. Given these uncertainties, you should not place undue reliance on these forward-looking statements.


© 2026 Brookfield

B709286

### Contact Us

 [privatewealth.brookfield.com](https://privatewealth.brookfield.com)

 [privatewealth@brookfield.com](mailto:privatewealth@brookfield.com)

 Follow us on LinkedIn